



MASAHA[®]
Your Gate To Development!

DASHBOARD REPORTING

TV Dashboard

Monitor revenue, expenses, and profitability

01

Track problems and setting goals

02

Faster, data-driven decisions at all levels — management, operational, and frontline.

03

Increase transparency , Track & monitor data in real-time

04

05

Improve reaction time to operational risks.

06

Drive alignment between departments through a “single source of information”

07

Make data more accessible & actionable

08

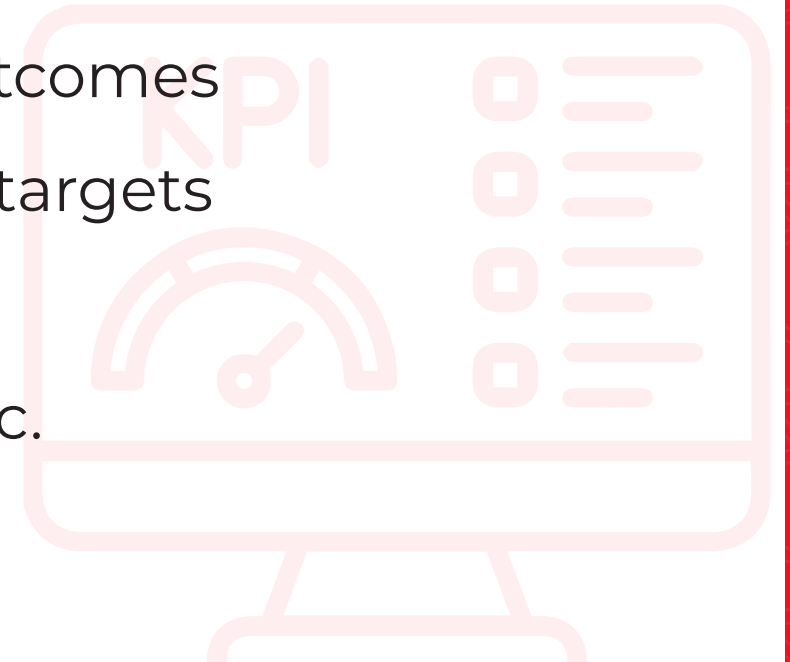
Improved performance



KPIs



- KPIs = Key Performance Indicators
- KPIs are the metrics you should track to make the most impact on your strategic business outcomes
- KPIs show potentials need to improve and targets to achieve
- Examples: Revenue, Utilization, Progress etc.



Key Dashboards





Executive Management Dashboard

- Live summary of most important KPIs – Example:
- Fleet utilization in Rental department
- Projects progress in Contracting department
- Revenue
- Overdue and collection

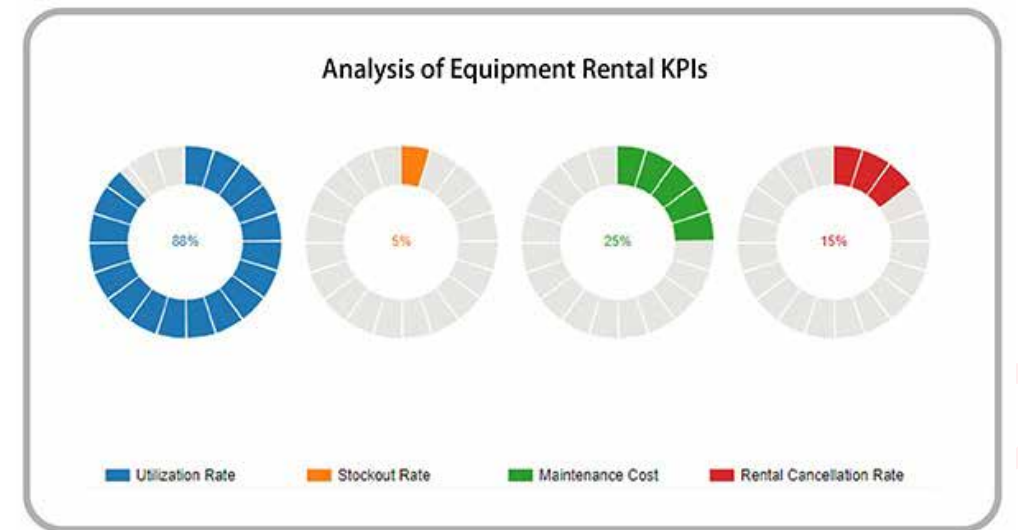
The KPIs mentioned are examples and can be customized





Rental Dept KPIs - Dashboard

- Inventory – models & quantities
- Utilization %
- Fleet – engaged, idle and breakdowns
- Revenue
- Depreciation
- Maintenance cost



The KPIs mentioned are examples and can be customized



Sales Dashboard

- Revenue
- Growth rate
- Stock control
- Pipeline Vs target
- Lost deals analysis

The KPIs mentioned are examples and can be customized





Power System Dashboard

- Utilization
- Stock
- Sales
- Rental Revenue



The KPIs mentioned are examples and can be customized



Projects Dashboard

- Number of projects
- Start date
- End date
- Value
- Progress
- Manpower
- Equipment
- Monthly revenue



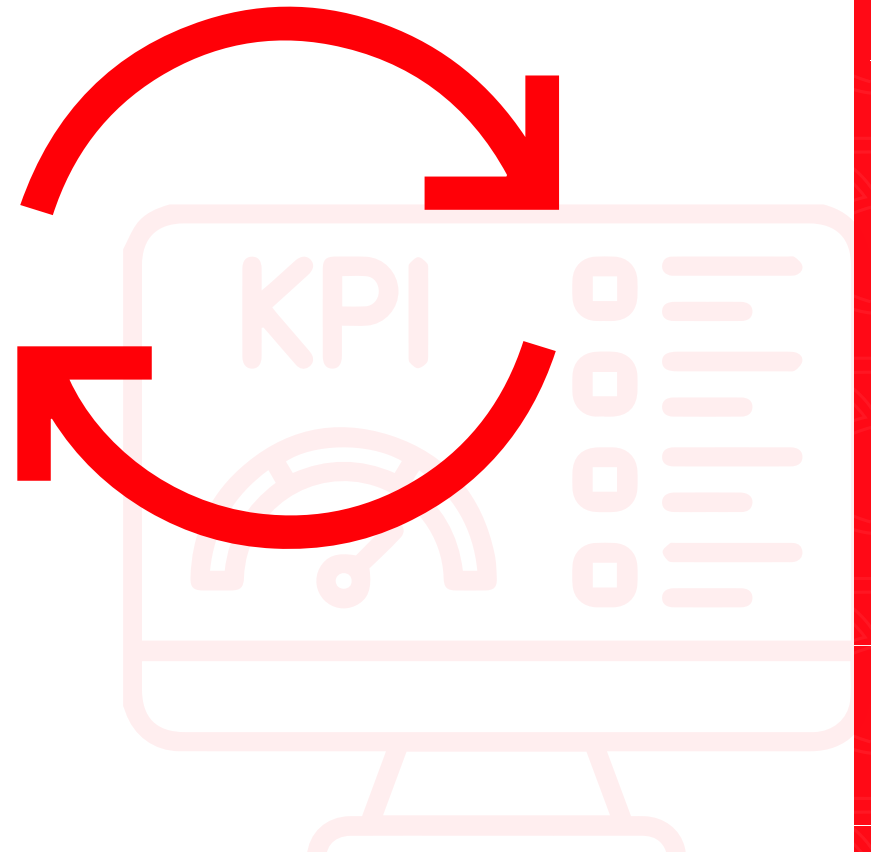
The KPIs mentioned are examples and can be customized



Spare Parts Dashboard

- Overall Inventory Value
- Inventory Turnover
- Backorder Rate
- Availability
- Days in Inventory
- Dead Stock %

The KPIs mentioned are examples and can be customized





Service Dashboard

- Technicians
- Mobile trucks
- Revenue
- Response
- Service contracts
- Labor cost efficiency

The KPIs mentioned are examples and can be customized





HR Dashboard

- Total manpower
- Manpower by department
- Total payroll
- Salaries by department
- Recruitment
- Overtime Hours
- Hiring, resignations, terminations

The KPIs mentioned are examples and can be customized





Finance Dashboard

- Expenses
- Income
- Loss and profit
- Overdue
- Collection

The KPIs mentioned are examples and can be customized





Procurements Dashboard

- Number of purchase orders
- Value of purchase orders
- End user - department

The KPIs mentioned are examples and can be customized





Logistics Dashboard

- Drivers – Availability & shortage
- Training completion
- Accommodation
- General services

The KPIs mentioned are examples and can be customized





Operations and HSE Dashboard

- Stock yards
- On-time delivery rate
- Cycle time
- Fuel
- Safety completion
- Inspections
- Accidents

The KPIs mentioned are examples and can be customized





Outcome

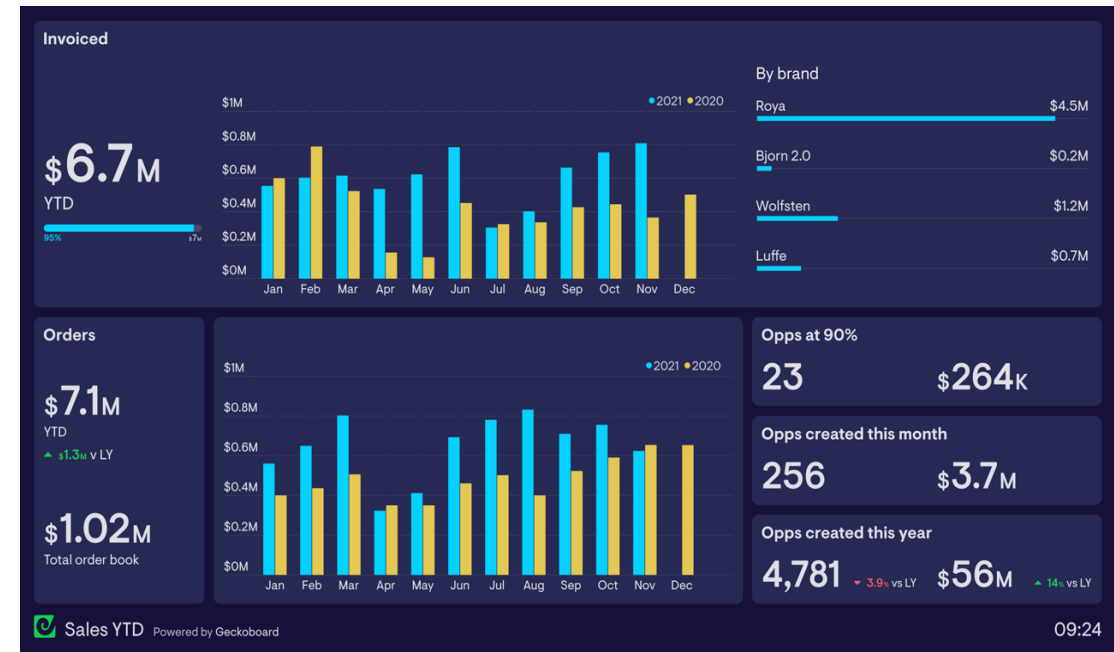
- Cost control
- Set targets
- Better performance
- Quality business
- More profit

The KPIs mentioned are examples and can be customized





Dashboard Example



The KPIs mentioned are examples and can be customized

THANKS